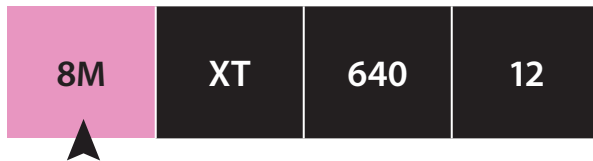


## Understanding Synchronous Belt Nomenclature

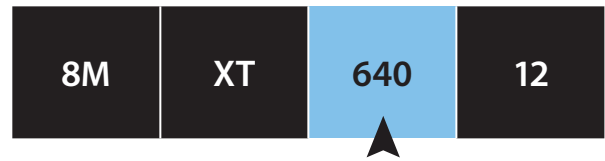
The part number for synchronous belts provides useful information – if you know how to look at it.

### Example: 8MXT-640-12



#### Tooth Pitch in millimeters

- Spacing between two adjacent teeth on the belts
- Measured from the center of one tooth to the center of the next



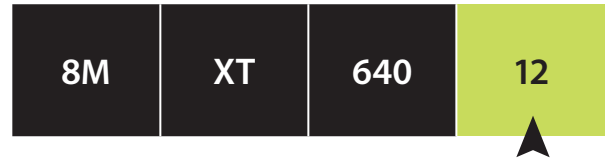
#### Pitch Length

- Belt circumference in millimeters as measured along the pitch line
- Determined by multiplying the belt pitch by the number of teeth



#### Belt Construction

- In this example XT represents Panther XT construction



#### Belt Width

- Width of belt in millimeters

Although different product lines will have different nomenclature, generally, throughout the industry, they all contain the same components. Refer to the handy chart below to assist in properly specifying the correct synchronous belt. Often times, these guidelines will be useful when crossing competitor belts to a Timken belt.

Synchronous Belt	Example Part Number				
Panther® XT	8MXT-640-12	8M	XT-	640-	12
Panther®	1400-8MPT-50	1400-	8M	PT-	50
Synchro-Cog® HT	144-3M-15	144-	3M-	15	
Dual RPP® Synchronous	D1200-8M-50	D	1200-	8M-	50
Synchro-Cog® Timing	210XL037	210	XL	37	
ACHE Belt	3150-14M-55F	3150-	14M-	55	F

■ Tooth Pitch ■ Belt Construction ■ Pitch Length ■ Belt Width

**Please note:** Different synchronous belt types must be used with the correct sprocket. Compatibility is critical for safety as well as optimum performance.